

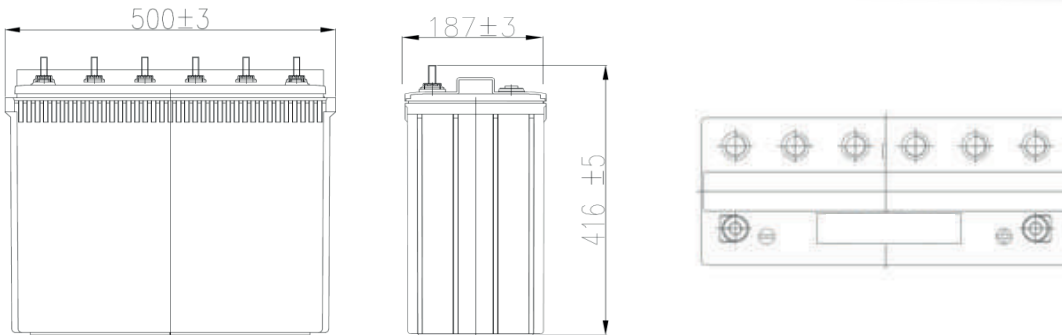
# Tubular Batteries MTU

## MTU-100



### TECHNICAL DATA SHEET FOR MTU 100 (12V @ C20) TUBULAR

#### BATTERY OUTLINE

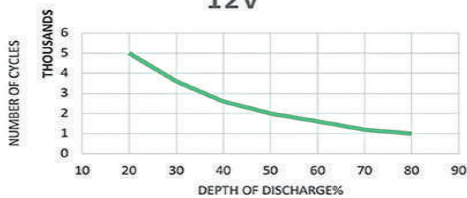


#### Discharge Data Amps @27° C

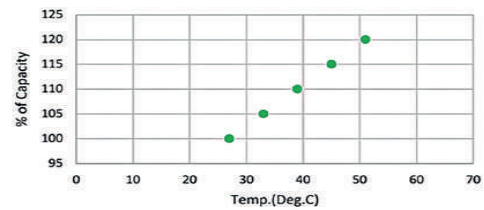
Model	Nominal Voltage (V)	Rated Capacity (Ah) at 27°C	Dimensions (in mm.)			Weight (Kg.) +/- 5%			Volume of Electrolyte (1.220 Sp. Gr.)	Back-Up @400W Discharge (Hrs)
			Overall Height +/-5	'L' +/-3	'W' +/-3	Dry	Filled	Gross		
MTU-100	12V	100Ah	416	500	187	22.5	50.8	52.3	22.82	01:40:00

#### CHARACTERISTICS CURVES :

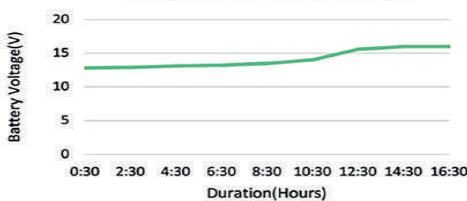
CYCLE LIFE VS DOD FOR 12V



Temperature Vs Capacity



Charge Characteristics Graph



Discharge Characteristics Graph

