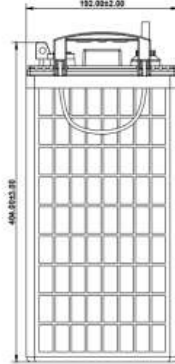
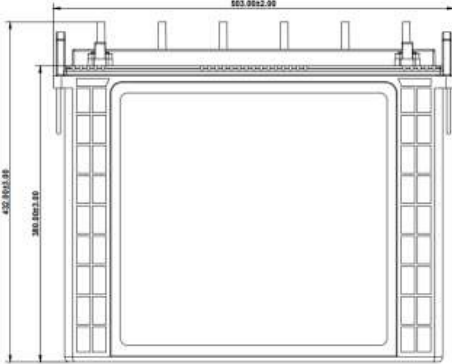


## MTU-320

320Ah@C20 12V  
285Ah@C10 12V



### Features

- Robust Tubular with High Pressure die-casted spine- resulting low rate of corrosion.
- Spill Proof Vent and controlled acid fumes.
- Optimized Negative paste recipe for fast charge acceptance.
- Consistent backup throughout life.
- Low Self Discharge.
- Excellent performance on deep cyclic application as compare to AGM VRLA.
- Very High Performance & Service Life.
- Low water loss ( $\leq 4\%$ ).

### Applications

Solar, Inverter and deep discharge applications.

#### Battery Construction

Battery container	Polypropylene (PP)
Type of Positive Plate	Tubular Positive
Type of Negative Plate	Flat Pasted
Terminals	Lead- Antimony Alloy
Material of Separator	PE
Electrolyte	H <sub>2</sub> SO <sub>4</sub>
Sealing Method	Heat Sealing
Supplied Condition	Acid Filled

## TECHNICAL SPECIFICATIONS

### SPECIFICATIONS

Model		MTU-320
Battery Testing Standard		IS 13369:1992
Rated Capacity at C20 hour Rate		320Ah
Battery Nominal Voltage		12V
Dimensions	Length	503±2mm
	Width	192±2mm
	Height up to Terminal	404 ±3mm
	Height up to Level Indicator	432 ±3mm
Fully Charged Battery	Electrolyte Specific Gravity at 27°C	1.255±0.005
	Battery Weight (with electrolyte) (± 0.5%)	77.70 Kg.
	Packed Battery Weight (± 0.5%)	79.50 kg.

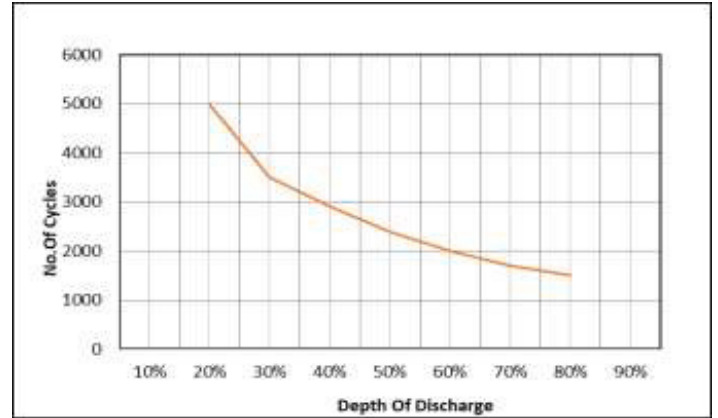
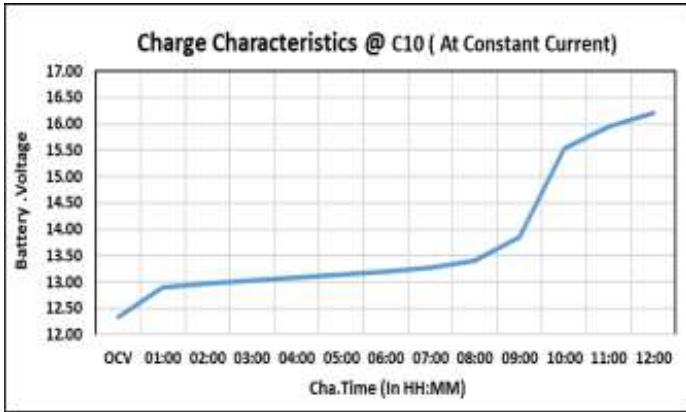
### SPECIFICATIONS

Model	MTU - 320	
Constant Voltage Charging (CV)	Maximum Charging current	32.0 A
	Cyclic use	14 .40V
	Float use	13.60 – 13.80V
	Boost Charging	16.2V
	Trickle Charging Current	150 – 500mA

### ELECTRICAL PERFORMANCE

Capacity at 27°C	20 Hour Rate to 10.80V	320.0Ah
	10 Hour Rate to 10.80V	280.0Ah
	5 Hour Rate to 10.50V	234.5Ah
	3 Hour Rate to 10.50V	201.9Ah
	1 Hour Rate to 10.50V	140.8 Ah
400Watt (33A) @10.5V Backup Time (In Minimum 3Cycles)		6Hrs 40Min.
Loss of capacity on storage per month at 27°C		< 5.0%
Percentage (%) of Ampere-hour - Efficiency		> 90.0%
Percentage (%) of Watt-hour - Efficiency		> 75.0%
Cyclic life @80%DOD		1500+

## DOD V/S LIFE CYCLE @ ambient temperatures



## Open circuit Voltage & Specific Gravity Vs SOC

State of Charge	Specific Gravity	Voltage
100%	1.260	12.7V
75%	1.225	12.4V
50%	1.190	12.1V
25%	1.155	12.0V
0%	1.120	11.8V

