

Product Features: -

1. Robust Tubular with High Pressure die-casted spine- resulting low rate of spine corrosion.
2. Spill Proof Vent plug – resulting in no spillage on top and low controlled acid fumes.
3. Optimized Negative paste receipt for fast charge acceptance
4. Consistent backup throughout life
5. Low Self Discharge
6. Excellent performance on deep cyclic application as compare to AGM VRLA
7. Very High Design & Service Life
8. Low water loss

Technical Specifications

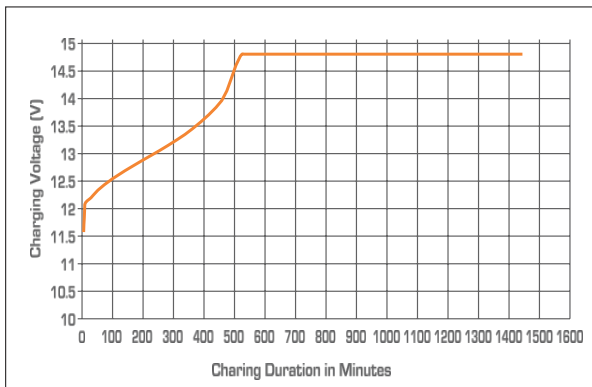
Model	Nominal Voltage	Rated Capacity 20 Hr @ 27°C (Ah)	Dimensions in mm			Battery Gross Weight [Kg] [±3%]	Terminal Type
			Length (± 3 mm)	Width (± 3 mm)	Height up to terminal (± 3 mm)		
MTU-240	12	240	505	192	410	69	L

Electrical Parameters & Charging Profile

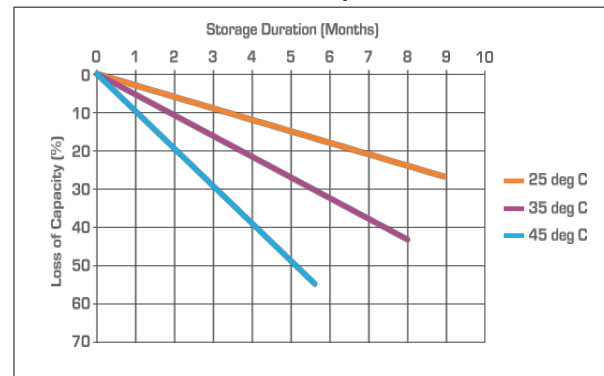
Battery Specified Capacity Test @ 27 °C							
Model	C20 @ 10.5V	C10 @ 10.5V	C7 @ 10.5V	C5 @ 10.5V	C3 @ 10.5V	C1 @ 10.5V	400Watt (33A) @10.5V Backup Time (In Minimum 3Cycles)
MTU-240	240	228	209	190	164	114	5Hrs 30Min

Ah & Wh Efficiency			
Ah Efficiency	>90%	Wh Efficiency	>75%

Charging Profile



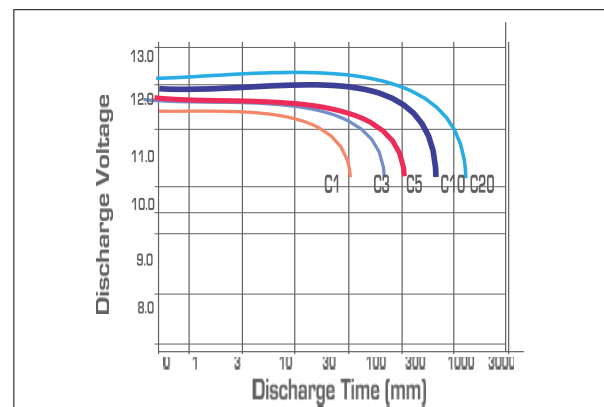
Self Discharge Characteristics @ Different Temperature



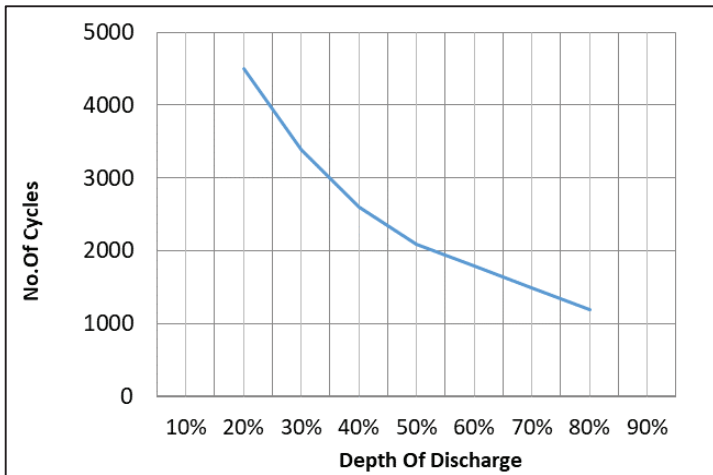
State of Charge Measure of Open-circuit Voltage @ 27°C

State of Charge	Specific Gravity	Voltage
100%	1.260	12.7V
75%	1.225	12.4V
50%	1.190	12.1V
25%	1.155	12.0V
0%	1.120	11.8V

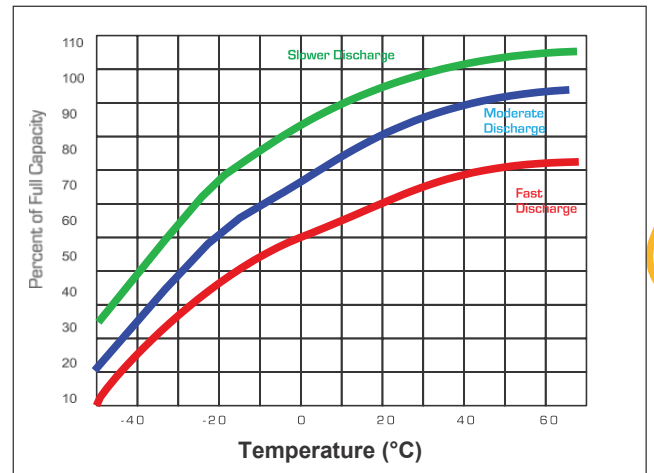
Discharging Characteristics at various rates @ 27°C



DOD V/S LIFE CYCLE



Expected Capacity Vs Temperature



Charging Instructions

Charger Voltage Settings (at 77° F / 25°C)			
System Voltage	12V	24V	48V
Maximum Charge Current	10% of rated capacity		
Float Voltage	13.6	27.2	54.4
Cyclic Use	14.4	28.8	57.6
Equalization Voltage	15.2	30.4	60.8
Do not install or charge batteries in a sealed or non-ventilated compartment. Constant under or overcharging will damage the battery and shorten its life as with any battery.			
Periodic Charge	Provide a periodic freshening charge to maintain a SOC greater than the threshold of 70%		

