

# USER'S MANUAL



## ***MDU-POE***

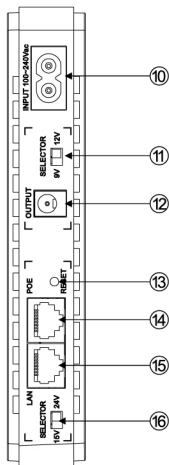
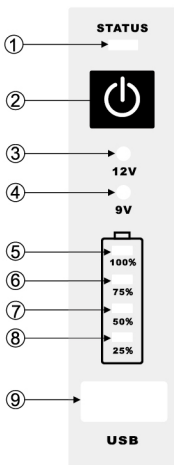
{ Thank you for choosing our ECO net UPS. Before operating this unit, please read the USERS MANUAL carefully in order to make sure that the best possible performance is obtained. }

## 1 . POE UPS package

- 1) MDU-POE
- 2) AC power cable
- 3) DC output cables (2 ends)
- 4) User's manual
- 5) Warranty card

## 2 . Instructions of the components

- 1) Work status indicator
- 2) ON/OFF Switch
- 3) 12Vdc LED Indicator
- 4) 9Vdc LED Indicator
- 5) 100% BAT capacity LED Indicator
- 6) 75% BAT capacity LED Indicator
- 7) 50% BAT capacity LED Indicator
- 8) 25% BAT capacity LED Indicator
- 9) USB (5Vdc) output
- 10) AC input socket
- 11) Output Voltage Selector(9V/12V)
- 12) Output socket(9V/12V)
- 13) Reset Button for POE Devices
- 14) Ethernet output interface (POE output: 15V、24V)
- 15) LAN Ethernet interface LAN
- 16) Output Voltage Selector(15V/24V)



### 3 . Features

- 1) High capacity lithium batteries, provides long backup to the loads.
- 2) High compatibility, suitable for most digital products in the market.
- 3) USB output (5V), can supply charging for digital products like mobile phone, PDA, PSP, IPOD, MP4... etc.
- 4) Power Over Ethernet(POE) can transmit the data and power at the same time to simplify wire set.
- 5) Intelligent circuit design with over-charging, over-discharging and short circuit protections.
- 6) Built-in adapter allows wide AC voltage range (100~240Vac).

### 4 . High compatibilities





Please do not arbitrarily disassemble, squeeze, short circuit the batteries or dispose the batteries into water or fire. Do not put the UPS in any places where is over 60°C(140°F) .


## 5 . How to use



1. Before connecting the devices to the UPS, you must check the nominal working voltage, current and polarity of the load, then adjust the voltage of the UPS to the corresponding load voltage, confirm that the corresponding port is correct then connect to the load to prevent the machine from being burned out by connecting the wrong voltage.
2. Each output terminal of this model has independent output power protection and short-circuit protection, and has a general power protection mechanism. The power of the load connected to all ports cannot exceed the defaulted output power. Otherwise, the corresponding port will turn off. When the total power setting is exceeded, the 4 power indicator lights will flash at the same time and all output ports will turn off. Please remove the overloaded load. The UPS will restart every 5 seconds. UPS work continuously when the load within overload protection range.
3. Press and hold the power button for 2-3 seconds to start the UPS. If the 9V or 12V indicator light is green, it means that the DC port is outputting voltage, and the output voltage can be selected between 9V and 12V by moving the DC voltage switch. By moving the POE voltage switch, the output voltage of the POE port can be selected between 15V and 24V. Plug and play USB provides stable 5V power supply for digital products.
4. After plugging in the AC mains supply, the status indicator turns green, it means AC mode. During the charging process, the power indicator will indicate the battery capacity with 25%, 50%, 75% and 100% power respectively. After disconnecting the grid, the battery backup status indicator will turn red, and the power indicator will turn off from 100%, 75%, 50% to 25%. When the 25% indicator flashes, it means the battery power is very low, and the UPS will stop output at any time.

- After the UPS automatically shuts down when the battery is low, it will automatically restart the output when the AC is restored.
- If you do not use it for a long time, please keep it fully charged and press the power switch to OFF state, and keep it in a cool place. It is recommended to charge the battery every 3 months.

## 6 . Specifications

Model	MDU-POE		
Rated working voltage	100~240Vac/50-60Hz		
Output power(Max.)	17W		
Output	USB interface	DC interface	POE interface
Output voltage(selectable)	5Vdc	9Vdc / 12Vdc	15Vdc / 24Vdc
Output polarity		-  +	+4,5pins -7,8pins
Output power & current (in common)	1.0A / 5W	1.0A / 12W	0.6A/(15V 10W)or(24V 15W)
QTY. & capacity of battery	2600mAh*4		
Unit dimension(mm)	160*105*28		
Net weight(kg)	0.4		

\* Products specifications are subject to change without notice.



### Warning

- Do check the working voltage, current and polarity of the loads before connecting them to the UPS, then choose the corresponding voltage.
- Please charge fully before initial use.
- Dropping, hitting, disassembling and repairing privately are forbidden.
- Do not put the UPS into water or make it wet.
- Do not dispose of the UPS in fire or heating it.
- Do not use the UPS in any flammable environments.
- Do not put the UPS in any places where Children can reach.

